GENERAL NOTES:

1. ALL BARRIER FREE CLEARANCES, MOUNTING HEIGHTS, PATHS OF TRAVEL ETC. SHALL BE IN COMPLIANCE WITH SECTION 3.8 OF THE LATEST EDITION OF THE APPLICABLE PROVINCIAL BUILDING CODE AND BARRIER FREE DESIGN STANDARDS.

DESIGNER NOTE: UPDATE ON A PROJECT SPECIFIC BASIS.

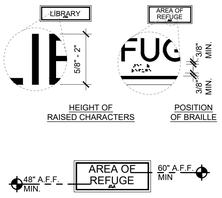

NOTES:

1. RAISED CHARACTERS SHALL COMPLY WITH 11B-703.2 & SHALL BE DUPLICATED IN BRAILLE COMPLYING WITH 11-B703.3. RAISED CHARACTERS SHALL BE INSTALLED IN ACCORDANCE WITH 11B-703.4.
2. BRAILLE SHALL BE CONTRACTED (GRADE 2) & COMPLY WITH 11-B-703.3 & 11-B703.4.
3. BRAILLE SHALL BE POSITIONED BELOW THE CORRESPONDING TEXT. IF TEXT IS MULTI-LINED, BRAILLE SHALL BE PLACED BELOW THE ENTIRE TEXT. 11-B703.3.2
4. PICTOGRAMS SHALL HAVE A FIELD HEIGHT OF 6" (150 MM) MINIMUM. CHARACTERS & BRAILLE SHALL NOT BE LOCATED IN THE PICTOGRAM FIELD PER 11B-703.6.1.
5. PICTOGRAMS & THEIR FIELD SHALL HAVE A NON GLARE FINISH. PICTOGRAMS SHALL CONTRAST WITH THEIR FIELD WITH EITHER A LIGHT PICTOGRAM ON A DARK FIELD OR A DARK PICTOGRAM ON A LIGHT FIELD PER 11B-703.6.2.

10 TACTILE SIGNAGE
A0.2 **SCALE:** NTS

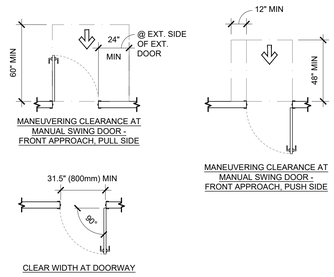

9 DOOR & DOORWAY CLEARANCES
A0.2 **SCALE:** 1/4" = 1'-0"

NOTES:

1. ACCESSIBLE PORTION TO BE SAME DEPTH AS ADJACENT COUNTER AND 36" WIDE MINIMUM.
2. COUNTER HEIGHT TO BE LOCATED AT 36" MAXIMUM ABOVE FINISH FLOOR.
3. PROVIDE AT LEAST ONE ACCESSIBLE COUNTER OF EACH TYPE (IE ORDER, PICK-UP, EXPRESS, RETURNS AND DISPERSED, ETC.)

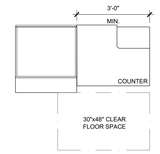

PARALLEL APPROACH PLAN

8 TYPICAL SALES & SERVICE COUNTERS
A0.2 **SCALE:** 3/8" = 1'-0"

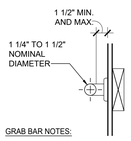

GRAB BAR NOTES:

1. BENDING STRESS IN GRAB BAR OR SEAT INDUCED BY THE MAXIMUM BENDING MOMENT FROM THE APPLICATION OF 250 LBF SHALL BE LESS THAN THE ALLOWABLE STRESS FOR THE MATERIAL OF THE GRAB BAR OR SEAT.
2. SHEAR STRESS INDUCED IN A GRAB BAR OR SEAT BY THE APPLICATION OF 250 LBF SHALL BE LESS THAN THE ALLOWABLE SHEAR STRESS FOR THE MATERIAL OF THE GRAB BAR OR SEAT. IF THE CONNECTION BETWEEN THE GRAB BAR OR SEAT AND ITS MOUNTING BRACKET OR OTHER SUPPORT IS CONSIDERED TO BE FULLY RESTRAINED, THEN DIRECT AND TORSIONAL SHEAR STRESSES SHALL BE TOTALED FOR THE COMBINED SHEAR STRESS, WHICH SHALL NOT EXCEED THE ALLOWABLE SHEAR STRESS.
3. SHEAR FORCE INDUCED IN A FASTENER OR MOUNTING DEVICE FROM THE APPLICATION OF 250 LBF SHALL BE LESS THAN THE ALLOWABLE LATERAL LOAD OF EITHER THE FASTENER OR MOUNTING DEVICE OR THE SUPPORTING STRUCTURE, WHATEVER IS THE SMALLER ALLOWABLE LOAD.
4. TENSILE FORCE INDUCED IN A FASTENER BY A DIRECT TENSION FORCE OF 250 LBF PLUS THE MAXIMUM MOMENT FROM THE APPLICATION OF 250 LBF SHALL BE LESS THAN THE ALLOWABLE WITHDRAWAL LOAD BETWEEN THE FASTENER AND THE SUPPORTING STRUCTURE.

7 GRAB BAR DETAIL
A0.2 **SCALE:** 1 1/2" = 1'-0"

NOTES:

1. CHANGES IN LEVEL GREATER THAN 1/4" IN HEIGHT AND NOT MORE THAN 1/2" MAXIMUM IN HEIGHT SHALL BE BEVELED WITH A SLOPE NOT STEEPER THAN 1:2.

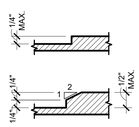

6 FLOOR TRANSITION
A0.2 **SCALE:** 6" = 1'-0"

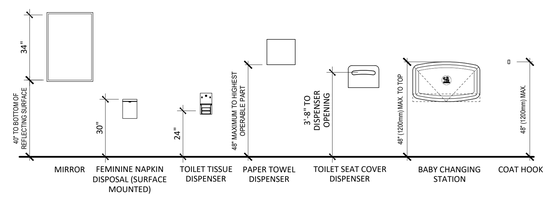

5 TYPICAL ACCESSORY MOUNTING HEIGHTS
A0.2 **SCALE:** 3/8" = 1'-0"

NOTES:

1. INSTALL SIGNS ON THE WALL ADJACENT TO THE LATCH SIDE OF THE DOOR.
2. ENSURE A CLEAR FLOOR SPACE 18" BY 18" CENTERED ON THE TACTILE CHARACTERS.

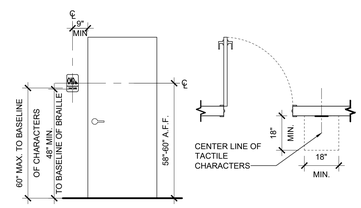

4 TACTILE SIGNAGE
A0.2 **SCALE:** 3/8" = 1'-0"

DESIGNER NOTE: ON A PROJECT SPECIFIC BASIS IF ALLOWABLE PER LOCAL JURISDICTIONAL CODES AND UNDER PETSMART'S DIRECTION, PROVIDE ALL GENDER RESTROOM SIGNAGE IN LIEU OF MEN AND WOMEN'S RESTROOM SIGNAGE.

NOTES:

1. RESTROOM SIGNAGE SHALL COMPLY BARRIER FREE DESIGN REQUIREMENTS.

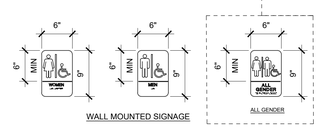

3 RESTROOM SIGNAGE
A0.2 **SCALE:** 1" = 1'-0"

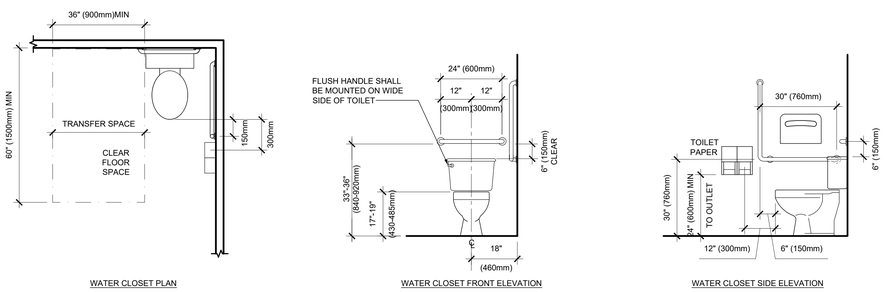

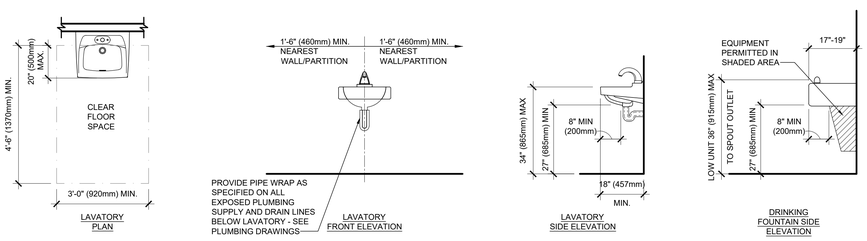

2 TYPICAL PLUMBING ELEMENTS & FACILITIES
A0.2 **SCALE:** 1/2" = 1'-0"

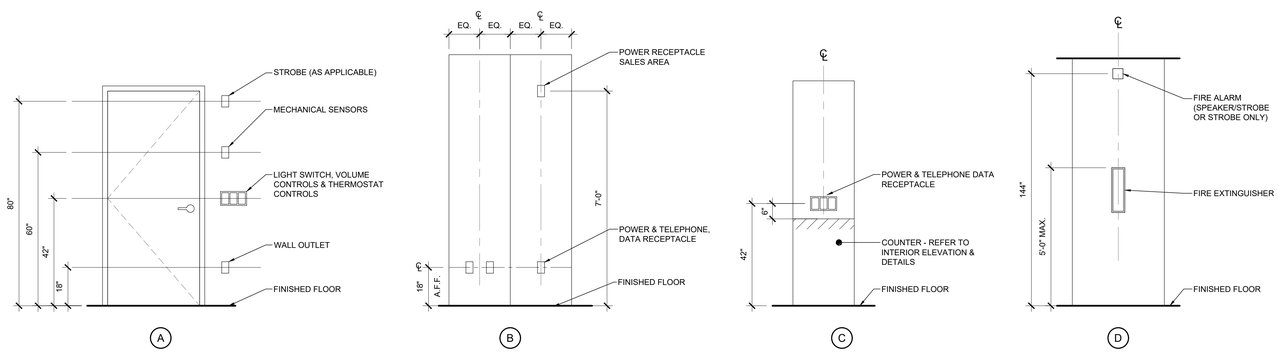

1 TYPICAL DEVICE MOUNTING HEIGHTS
A0.2 **SCALE:** 1/2" = 1'-0"

CLIENT:

PETSMART

19601 North 27th Avenue
Phoenix, Arizona 85027 - (623) 580-6100

CLIENT REF #: 1234

PROJECT:

14K 2026 CANADIAN INSTRUCTION SET

AUGUST 05, 2026

CONSULTANT:

ARCHITECT:

SEAL:

CITY SEAL:

DISCLAIMER: COPYRIGHT:

THIS DRAWING AND DESIGN IS COPYRIGHT PROTECTED WHICH SHALL NOT BE USED, REPRODUCED OR REVISED WITHOUT WRITTEN PERMISSION BY PETSMART. THE CONTRACTOR SHALL CHECK AND VERIFY ALL DIMENSIONS AND UTILITY LOCATIONS AND REPORT ALL ERRORS AND OMISSIONS PRIOR TO COMMENCING WORK.

THIS DRAWING IS NOT TO BE SCALED.

ISSUED FOR:

NUMBER	ISSUE	DATE

PROJECT NO: CA0073426.0987

DATE: 05.08.26

ORIGINAL SCALE: AS NOTED

DESIGNED BY:

DRAWN BY:

CHECKED BY:

PAGE #: 5 OF: 54

IF THIS BAR IS NOT 1" LONG, ADJUST YOUR PLOTTING SCALE. 1"

DISCIPLINE: ARCHITECTURAL

TITLE:

ACCESSIBILITY DETAILS

SHEET NUMBER:

A0.2